



● Features

- ✓ Input voltage: 90~132VAC/176~264VAC (select by switch)
- ✓ 30℃~+70℃ working temperature (refer to derating curve)
- ✓ Forced air cooling by fan
- ✓ Protections: short circuit/overload
- ✓ 100% full load burn-in test
- ✓ High efficiency, High reliability
- ✓ 2 years warranty

- **Application:** LED display、LED Signage、LED Wall

- **Approval:**



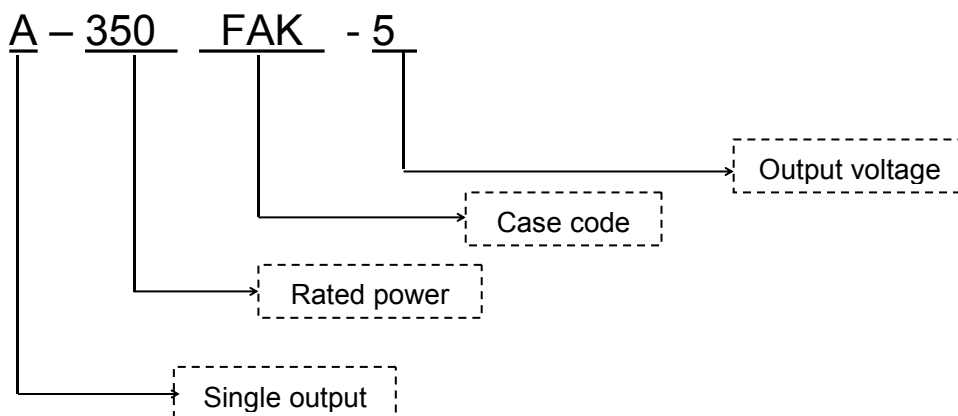
- **Standard**

EN55024\EN61000-4-2,3,4,5,6,8,11\GB17625.1\EN61000-3-2,-3\EN55022\GB4943\UL1012

- **Product description**

A-350FAK series is 350W LED display power supply ,The input voltage range is 90~132VAC /176~264VAC (select by switch), and the output voltage is 2.8V、3.3V、4.2V、4.5V、5V etc , It can be applied to LED display fields such as LED display screen and LED indicator light etc,This series of products with short circuit and overload protections with super high efficiency, compact shell design and good heat dissipation ensure the long-term stable work of this series of products.

- **Product name**



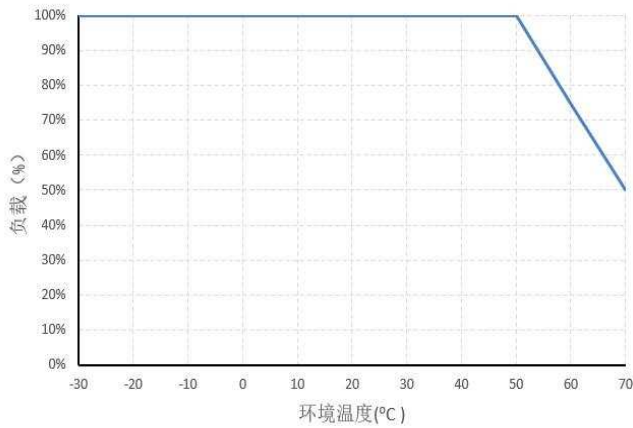
● General Specifications

Model		A-350FAK-2.8	A-350FAK-3.3	A-350FAK-3.8	A-350FAK-4.2	A-350FAK-4.5	A-350FAK-5	
Input	Voltage range	90~132VAC/176~264VAC (select by switch)						
	Input current	230VAC/4A , 115VAC/ 6.5 A						
	Efficiency	≥83%	≥84%	≥85%	≥86%	≥87%	≥88%	
	Frequency range	47~63HZ						
	Leakage current	<1mA/240VAC						
	Inrush current	Cold start 60A/230VAC						
Output	DC voltage	2.8V	3.3V	3.8V	4.2V	4.5V	5V	
	Rated current	70A	70A	70A	70A	70A	70A	
	Power	196W	231W	266W	294W	315W	350W	
	Voltage adj.range	±5%	±5%	±5%	±5%	±5%	±5%	
	Ripple and noise	200mVp-p	200mVp-p	200mVp-p	200mVp-p	200mVp-p	200mVp-p	
	Set up,rise time	3000ms, 50ms/ (230VAC) load 100%						
	Hold up time	5ms/230VAC load 100%						
	Line regulation	±0.5%	±0.5%	±0.5%	±0.5%	±0.5%	±0.5%	
	Load regulation	±2.0%	±2.0%	±2.0%	±2.0%	±2.0%	±2.0%	
	Output Voltage Accuracy	±1.0%	±1.0%	±1.0%	±1.0%	±1.0%	±1.0%	
	EMC	EMS	Design refer :EN55024 ;EN61000-4-2,3,4,5,6,8,11					
		Harmonic current	Design refer :GB17625.1;EN61000-3-2,-3 rated					
EMC		Design refer :EN55022, Class A						
Safety	Safety standard	Design refer :GB4943/UL1012						
	Withstand voltage	I/P-O/P:3KVac/10mA; I/P-CASE:1.5KVac/10mA; O/P-CASE:0.5KVDC/10mA 1min for each test						
	Isolation resistance	I/P-O/P:100M ohms; I/P-Case:100M ohms; O/P-Case:100M ohms						
Protection	Over voltage	/						
	Over load	120~150% rated Hiccup mode,auto-recovery after remove fault condition						
	Over temperature	/						
	Short circuit	Hiccup mode,auto-recovery after remove fault condition						
Environment	Working Temp&humidity	-30~70℃ 20%~95%RH no condensing (refer to derating curve)						
	Storage Temp&humidity	-40℃~85℃; 10%~95%RH no condensing						
	Vibration	10~500Hz,2G, 10min/1 cycle,60min.each along X,Y, Z axes						
	Impact	20G, last 11mS, 3 impacts along X, y and Z axes						
	Altitude	the ambient temperature derating of 0.6 ℃/100m for operating altitude higher than 2000m						
Reliability	MTBF	Under 25℃:250000Hrs, MIL-217 Method						
Others	SIZE	215*115*30 (mm (L*W*H)						
	Packing	0.75Kg/PC,20PCS/CTN, 17KG/CTN						
	Cooling mode	<input type="checkbox"/> free air convection <input checked="" type="checkbox"/> with fan						
	Extension mode	<input checked="" type="checkbox"/> PCB double side conformal coating <input checked="" type="checkbox"/> Terminal with cover <input checked="" type="checkbox"/> low temp start (-40℃) <input checked="" type="checkbox"/> Other						
Note	<p>*In order to extend the service life, it is recommended to leave 30% more allowance when loading. For example, if the equipment needs 100W power, please choose the power supply over 130W.</p> <p>*Ripple&noise are measured at 20MHz of bandwidth by using a 12” twisted pair-wire terminated with a 0.1uf & 47uf parallel capacitor.</p> <p>*All parameters NOT specially mentioned are measured at 230VAC input,rated load and 25℃ of ambient temperature.</p> <p>*the auxiliary heat dissipation of aluminum plate with an area of 400 * 400 * 3mm must be used when full load working.</p> <p>*The power supply is considered a component which will be installed into a final equipment.The final equipment must be re-confirmed that it still meets EMC directives.All our EMC tests are carried out by mounting samples on metal plates.</p>							

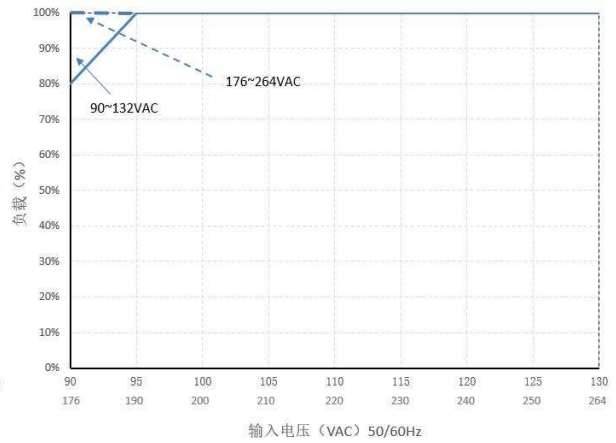
● Load and temperature curve

Static characteristic curve

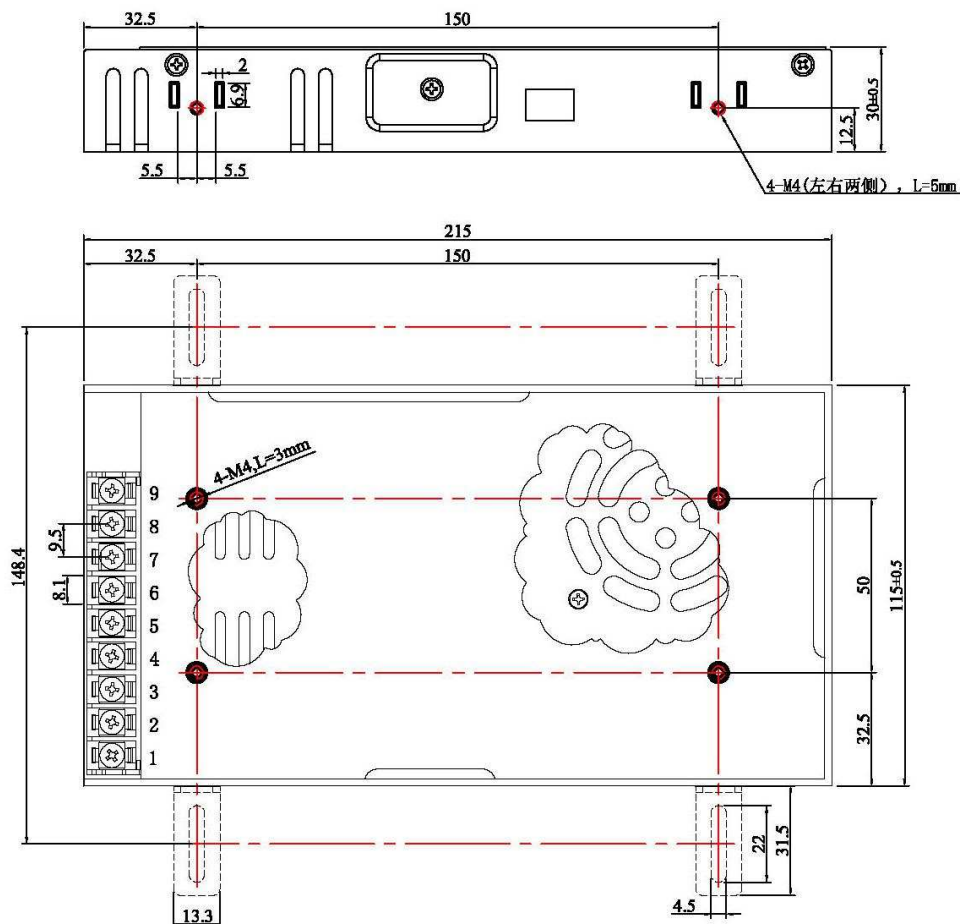
负载VS环境温度



负载VS输入电压



● Install drawing



注：
虚线处安装支架为可选配件！

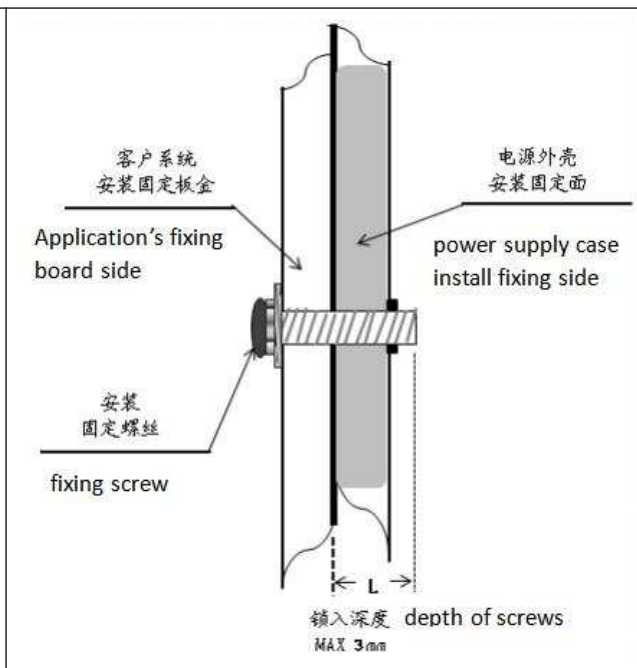
端子脚位定义

引脚编号	引脚功能
1	AC/L
2	AC/N
3	FG ⊕
4	DC OUTPUT -V
5	DC OUTPUT -V
6	DC OUTPUT -V
7	DC OUTPUT +V
8	DC OUTPUT +V
9	DC OUTPUT +V

● Install Installation

Warning

- Use mounting screws by M3*6mm,
- Max depth of screws into housing is 3mm,
- Right picture with more details.



● Use instructions:

- 1、 please follow the installation instructions when use the power supply.
- 2、 Before power on test run after installation, please check and proofread the wiring on each terminal, make sure that the input and output, AC and DC, positive and negative, voltage and current values are correct, prevent the occurrence of wrong connection, and avoid damaging the power supply and user equipment.
- 3、 Before power on, please use a multimeter to measure whether the live wire, zero wire and ground wire are short circuited, and whether the output terminal is short circuited; it is better to start without load when power on.
- 4、 Do not exceed the nominal value of the power supply when using, so as not to affect the reliability of the product. If you need to change the output parameters of the power supply, please consult our technical department before using.
- 5、 In order to ensure the safety of use and reduce interference, please ensure that the grounding terminal is reliably grounded (ground wire please thicker than AWG18#) .
- 6、 If the power supply fails, please do not repair it without permission. Please contact our customer service department as soon as possible, customer service line: 86-519-85215050.

● Transport、 storage:

1、 Transport:

The package is suitable for shipping by automobiles, ships, airs, trains, etc. During transportation, it shall be rain proof, loaded and unloaded gently.

2、 Storage:

When the product is not in use, it shall be placed in the packing box. The storage environment temperature and relative humidity shall meet the requirements of the product. No corrosive gas or product in the warehouse, and no strong mechanical vibration, impact and strong magnetic field. The packing box shall be padded at least 20cm above the ground, and not be soaked. If the storage time is too long (more than 1 year), it shall be rechecked by professionals before use.